



# | ACCENTS WOODTONES



THE  
QUALITY  
GARAGE  
DOOR™



# The finest in woodtone garage doors.

EXCLUSIVELY OFFERED *by* C.H.I. OVERHEAD DOORS

At C.H.I. Overhead Doors, we believe garage doors should demonstrate both durability and class. Our Accents Woodtones garage doors are meticulously designed and manufactured using full color digital imaging and insulated steel to create the highest quality, most realistic woodtone doors available. Utilizing groundbreaking advances in design and technology, found only at C.H.I. Overhead Doors, each Accents Woodtones garage door is as colorful and authentic as real wood.



## **Step 1: Hand Select Premium Lumber**

We start with carefully selected premium lumber that is milled with precision to uncover each board's unique grain pattern. Only the highest quality boards, chosen for their natural design and texture, become part of our Accents Woodtones family.



## **Step 2: Digitally Craft Each Door**

High-resolution digital scanning captures each detail of the wood and allows our design engineers to digitally construct each door board-by-board. This craftsmanship provides a non-repeating grain pattern that reflects the true color and appeal of real wood.



## **Step 3: Flawlessly Create Every Section**

In order to ensure the classic woodtone appearance for the life of your door, the finished product is treated with an industry leading UV topcoat, providing years of protection from the natural elements.



PREMIUM WOODTONE DOORS

# ACCENTS WOODTONES

Featuring the most advanced, highest resolution finishes available, Accents Woodtones accurately portray a non-repeating wood grain to achieve the warmth, appeal, and beauty of a handcrafted wood garage door while providing the strength and durability of steel.

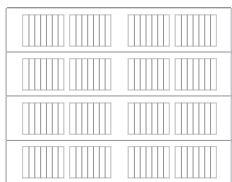
## GARAGE DOOR STYLES



Short Raised Panel



Long Raised Panel



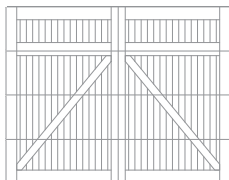
Stamped Carriage Short



Stamped Carriage Long



Stamped Shaker



Flush Carriage House  
*shown in design 33*




Planks



**Long Raised Panel, Model 4216** shown in walnut with optional tinted glass and prairie window inserts.



**Stamped Carriage Long Panel, Model 5983** shown in driftwood with optional plain glass, madison window inserts and standard spade hardware.



**Flush Carriage House, Model 5217-D33** shown in dark oak with optional plain glass and madison window inserts delivers the image of a carriage house overlay garage door on a completely flat surface. Add wrought iron hardware to complete the look.



**Planks, Model 3285P** shown in cedar.



Learn more at  
[chiohd.com/accents-woodtones](http://chiohd.com/accents-woodtones)



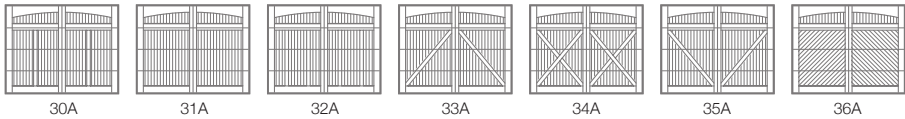
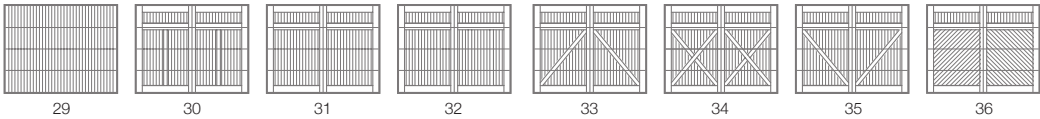
**ACCENTS WOODTONES<sup>1</sup>**



**Limited Lifetime Warranty**  
Part of owning a C.H.I. garage door is knowing that you can rely on the industry's best warranty. To maintain proper operation, an annual service inspection by a C.H.I. dealer is encouraged.



**5217 FLUSH CARRIAGE HOUSE DESIGNS**



**WINDOW INSERTS**

Short Raised Panel



2-4 Piece Sunburst



8 Piece Sunburst



7 Piece Sunburst



6 Piece Sunburst



5 Piece Sunburst



Stockton



Cascade



Prairie



Waterton



Sherwood



Cathedral



Long Raised Panel



2-2 Piece Sunburst



4 Piece Sunburst



3 Piece Sunburst



Stockton



2-2 Piece Arched Stockton



4 Piece Arched Stockton



Madison



2-2 Piece Arched Madison



4 Piece Arched Madison



Cascade



Prairie



Waterton



Sherwood

Stamped Carriage House Short and Long, Stamped Shaker, Flush Carriage House, Planks



Stockton



2-2 Piece Arched Stockton



3 Piece Arched Stockton



4 Piece Arched Stockton



Madison



2-2 Piece Arched Madison



3 Piece Arched Madison




4 Piece Arched Madison



Cascade

**GLASS**



Plain is available as polycarbonate. Seeded not available on Short/Long Raised Panel.

**DESIGNER GLASS**

Short Panel



Hawthorne



Somerset



Hampton



Newport



Temple



Florence




Long Panel



Hawthorne shown with platinum leading



Somerset shown with platinum leading



Hampton




Newport



Temple



Florence



LaSalle not available in 18" sections

Hawthorne and Somerset also available with brass leading.

**EXTERIOR HARDWARE**

Permanent



Spade



Wrought Iron



Barcelona 1



Barcelona 2



Spade


















Ashford



Clavos

ACCENTS WOODTONES **MODEL SELECTION CHART**

Select Your Garage Door Model									
BETTER					BEST				
Insulation Type		1-13/16" Polystyrene			1-7/8" Polyurethane				
									
R-value		R-9.65		R-10.29	R-16.55		R-17.19	R-17.54	
Backing		Steel			Steel				
Construction Type		Medium Duty		Heavy Duty	Heavy Duty				
Panel Style / Model Number									
 Short Raised Panel	2283						2216		
 Long Raised Panel	4283						4216		
 Stamped Carriage Short		5283			5216				
 Stamped Carriage Long		5983			5916				
 Stamped Shaker			2583			2518			
 Flush Carriage House									5217
 Planks				3285P				3216P	
Personalize Your Garage Door									
Accents Woodtones <sup>1</sup>									
 Walnut	•	•	•	•	•	•	•	•	
 Driftwood	•	•	•	•	•	•	•	•	
 Mahogany	•	•		•	•		•	•	•
 Cedar	•	•		•	•		•	•	•
 Dark Oak	•	•		•	•		•	•	•
 Light Oak	•	•		•	•		•	•	•
Designer Glass <i>All Models are available with hampton, newport, and florence.</i>									
Hawthorne	•						•		
Somerset	•						•		
Temple	•						•		
LaSalle		•	•	•	•	•		•	•

<sup>1</sup> Refer to your local C.H.I. Dealer for exact woodtones match.





**Stamped Shaker, Model 2583** shown in walnut with optional plain windows and glass.

C.H.I. DEALERS

## A BETTER BUYING EXPERIENCE

We sell all of our doors exclusively through independent, professional door installers – never a box store.

We partner with the best in the business to uphold the highest standards of quality and integrity. Personalized service, expert product knowledge, and experienced installation professionals are just a few reasons why C.H.I. Overhead Doors trusts only garage door professionals to sell and install our products.



**A.B.E. Doors & Windows**

6776 Hamilton Boulevard  
Allentown, PA 18106  
610-398-2430

[www.abeddoors.com](http://www.abeddoors.com)

**Call 610-398-2430 now to get a free estimate!**



[chiohd.com](http://chiohd.com)

1485 Sunrise Drive | Arthur, IL 61911 | USA

© 2018 C.H.I. Overhead Doors

All information presented is based on the specifications and features available at the time of printing and is subject to change without notice.