



# | OVERLAY CARRIAGE HOUSE



THE  
QUALITY  
GARAGE  
DOOR™

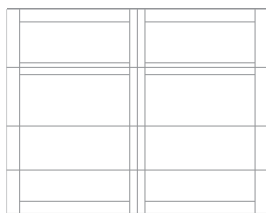


CLASSIC STYLE IN A BOLD WAY


# OVERLAY CARRIAGE HOUSE

C.H.I.'s line of carriage style doors are carefully crafted, resulting in an exceptional collection of traditional doors. Whether you prefer the strength of steel, the durability of fiberglass or the beauty of rich, natural wood, you'll find the garage doors you want here with details you won't find anywhere else.


## GARAGE DOOR STYLES



Steel Overlay Carriage House



Wood Overlay Carriage House



Fiberglass Overlay Carriage House



**Steel Overlay Carriage House, Model 5334A** shown in white and spade hardware.



**Fiberglass Overlay Carriage House, Model 5830** shown in white with optional 4 piece stockton madison window designs and tinted glass.




Learn more at  
[chichd.com/overlay-carriage-house](http://chichd.com/overlay-carriage-house)

OVERLAY CARRIAGE HOUSE PERSONALIZING OPTIONS\*

\*Not all options shown are available with every model.

COLORS¹



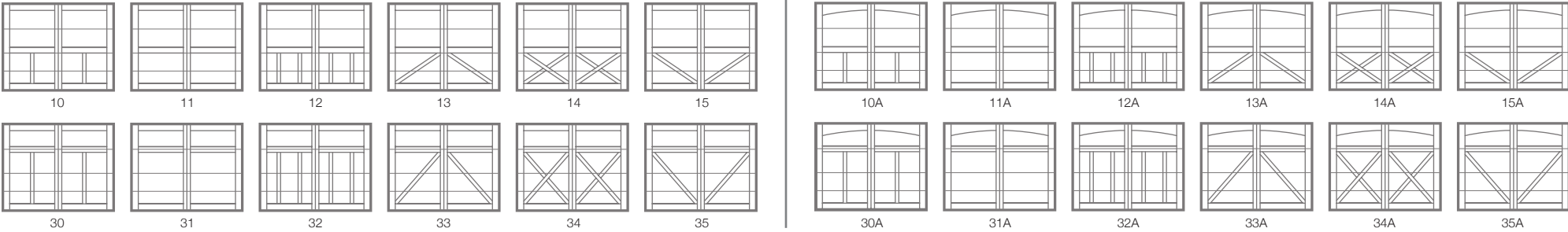
2-TONE²



WOOD³



OVERLAY CARRIAGE HOUSE DESIGNS



WINDOW DESIGNS

Overlay - Single Row



Stockton



2-2 Piece Arched Stockton



4 Piece Arched Stockton



Madison



2-2 Piece Arched Madison



4 Piece Arched Madison

Overlay - Double Row



Stockton



2-2 Piece Arched Stockton



4 Piece Arched Stockton



Madison



2-2 Piece Arched Madison




4 Piece Arched Madison

GLASS




Plain available as polycarbonate



Frosted



Tinted



Obscure



Glue Chip



Seeded

EXTERIOR HARDWARE

Permanent



Spade standard



Wrought Iron



Barcelona 1



Barcelona 2

Magnetic



Spade



Ashford






Clavos

# OVERLAY CARRIAGE HOUSE **MODEL SELECTION CHART**

## Select Your Garage Door Model

BETTER				BEST		
Insulation Type	1-13/16" Polystyrene		1-13/16" Polystyrene	1-7/8" Polyurethane		1-7/8" Polyurethane
						
R-value	R-10.29	R-10.67	R-10.78	R-17.54	R-17.92	R-18.03
Backing	Steel			Steel		
Construction Type	Heavy Duty			Heavy Duty		

Panel Style / Model Number						
 Steel	5300			5600		
 Wood			5400			5700
 Fiberglass		5500			5800	

## Personalize Your Garage Door

### Colors<sup>1</sup>

White	•	•	•	•	•	•
Almond	•	•	•	•	•	•
Sandstone	•	•	•	•	•	•

### 2-Tone<sup>2</sup>

White	Almond	•		•		
White	Sandstone	•		•		

### Wood<sup>3</sup>

Cedar		•				•
Mahogany		•				•

<sup>1</sup> Refer to your local C.H.I. Dealer for exact color match. <sup>2</sup> Wood grain textured polystyrene overlay boards are always white for a 2-tone design. <sup>3</sup> Wood types used are Western Red Cedar and Fijian Mahogany.



### Limited Lifetime Warranty

Part of owning a C.H.I. garage door is knowing that you can rely on the industry's best warranty. To maintain proper operation, an annual service inspection by a C.H.I. dealer is encouraged.



SECTIONS  
**Limited Lifetime**



OVERLAYS  
**1 & 3 Years**



SPRINGS  
**3 Years**



HARDWARE  
**6 Years**

<sup>1</sup> 1 year for wood overlay models or 3 years for steel and fiberglass overlay models. Consult with your C.H.I. Dealer for specific warranty coverage as each model varies in coverage.



### Visit our website

For more information, photos, or videos visit our website,  
[chiohd.com/overlay-carriage-house](http://chiohd.com/overlay-carriage-house)



### Want Overlay Carriage House without the maintenance?

Check out Flush Overlay garage doors. They are completely flat, utilizing full color digital imaging to achieve the appearance of a real overlay carriage house garage door.

See Accents Woodtones brochure.







# THE WARRANTY YOU CAN TRUST

C.H.I. Overhead Doors manufactures products that are exceptional in quality and craftsmanship, and built to stand the test of time. Our Limited Lifetime Warranty covers all the essential elements of your door, offering peace of mind and keeping your door in motion.

Learn more at [chiohd.com/warranty](http://chiohd.com/warranty)



## APPEARANCE PACKAGE

All hardware, including struts and track, is powder coated, creating a complete garage door system that is functional and creates a lasting impression.



## C.H.I. COLOR MATCHING

Custom Sherwin-Williams paint formulas are available to allow you to match your home's trim or siding with your C.H.I. door.



## WIND LOAD

These garage doors are designed, tested, and built to the most rugged specifications. Available sizes and options will vary between models. Ask your local C.H.I. Dealer about our full line of windload rated doors.

Learn more at [chiohd.com/wind-load](http://chiohd.com/wind-load)



## LIFETIME PACKAGE

Extend your lifetime warranty to the entire door with the Lifetime Package. This option provides upgraded hardware and springs and lifetime coverage for as long as you own your home.





**Wood Overlay Carriage House, Model 5432** shown in cedar, field stained with optional madison window designs and seeded glass.

C.H.I. DEALERS

## A BETTER BUYING EXPERIENCE

We sell all of our doors exclusively through independent, professional door installers – never a box store.

We partner with the best in the business to uphold the highest standards of quality and integrity. Personalized service, expert product knowledge, and experienced installation professionals are just a few reasons why C.H.I. Overhead Doors trusts only garage door professionals to sell and install our products.



**A.B.E. Doors & Windows**

6776 Hamilton Boulevard  
Allentown, PA 18106  
610-398-2430

[www.abeddoors.com](http://www.abeddoors.com)

**Call 610-398-2430 now to get a free estimate!**



[chiohd.com](http://chiohd.com)

1485 Sunrise Drive | Arthur, IL 61911 | USA

© 2018 C.H.I. Overhead Doors

All information presented is based on the specifications and features available at the time of printing and is subject to change without notice.