



# BuildMark®

## Timeless Styling at an Affordable Price

Defined raised panel styling combines with an authentic woodgrain texture to give your garage door curb appeal with BuildMark garage doors. The clean lines of colonial, ranch or flush panels add charm in an economically priced pan or insulated door. Or choose the carriage house option for a distinctive look.



### Hardware

Track formed from strong galvanized steel, paired with durable, long-wearing steel rollers ensures smooth, quiet operation.



### Insulation

Optional energy-saving core of polystyrene insulation provides added comfort and helps keep your garage quieter.



### Section Joints

Strong, roll-formed tongue-and-groove meeting rails seal out wind, rain, and snow, keeping your garage dry and secure.

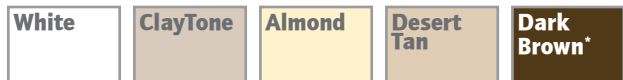


### Authentic Woodgrain

Authentic woodgrain texture on the door's exterior adds visual appeal.

## Colors

### Standard



\*Features the Kynar® paint process, which provides extended UV protection against fading.

### Optional




Raynor's OptiFinish paint process allows your BuildMark door to be customized with more than 1,800 Sherwin-Williams colors.

## Decorative Hardware

The black matte powder coated straps and handles are designed to appear hand-forged, adding a historically-accurate dimensional quality to your door. Choose from handles and straps with Bean or Fleur-de-Lis designs.

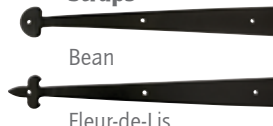
### Handles

Fleur-de-Lis  
Handle



Bean  
Handle

### Straps



Bean

Fleur-de-Lis

## Standard Limited Warranty\*\*

### Door Sections

"For As Long As You Own Your Home" against rust through

### Hardware

6-years to the original purchaser

### Springs

3-years to the original purchaser

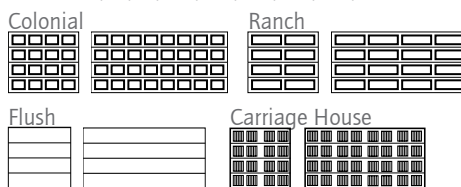
\*\*Limited Warranty: Visit [www.raynor.com/products](http://www.raynor.com/products) for complete Limited Warranty details

**RAYNOR**  
P.O. Box 448, 1101 East River Rd.  
Dixon, IL 61021-0448  
1-800-4-RAYNOR (472-9667)

## Panel Options\*

Heights: 6'6" through 10' in 3" increments†

Widths: 6', 8', 9', 10', 12', 15', 16', 18', 20'



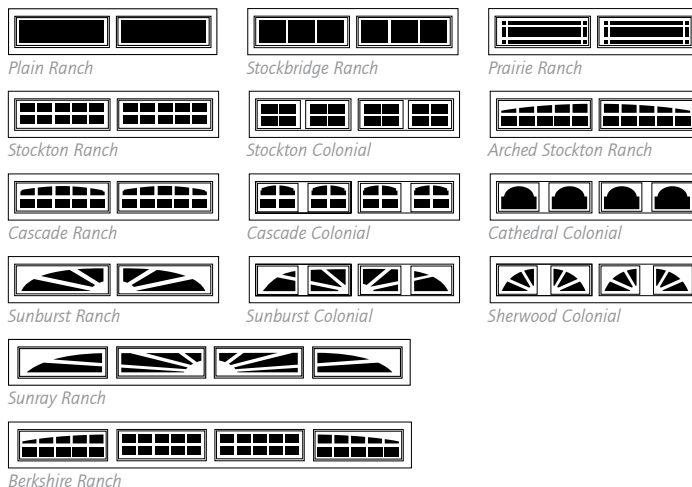
\*1-car doors shown in 8'7" configuration

2-car doors shown in 16'7" configuration

† 7'3" height not available. Additional heights available. See Commercial BuildMark in Commercial Sectional Products in WebConnect.

## Window Options†

### Snap-In Inserts



Note: Windows are shown in one-car configurations, with the exception of Sunray Ranch and Berkshire Ranch.

\* Not all window styles are shown. Please consult your Raynor Dealer or see the Raynor Decorative Windows literature for more options.



### A.B.E. Doors & Windows

6776 Hamilton Boulevard  
Allentown, PA 18106  
610-398-2430

[www.abeddoors.com](http://www.abeddoors.com)

**Call 610-398-2430 now to get a free estimate!**